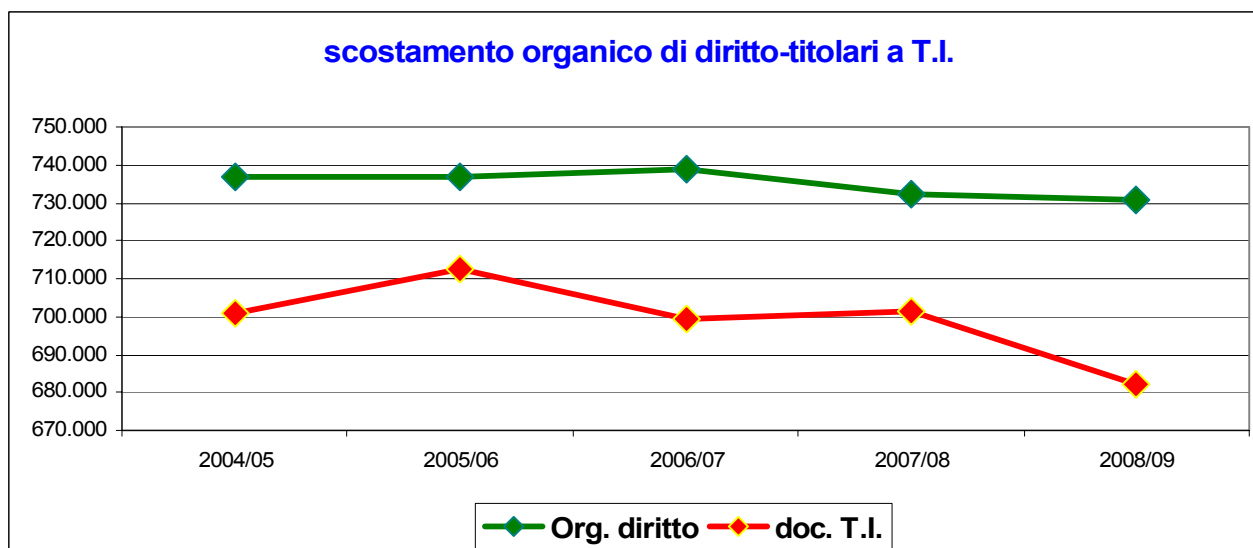
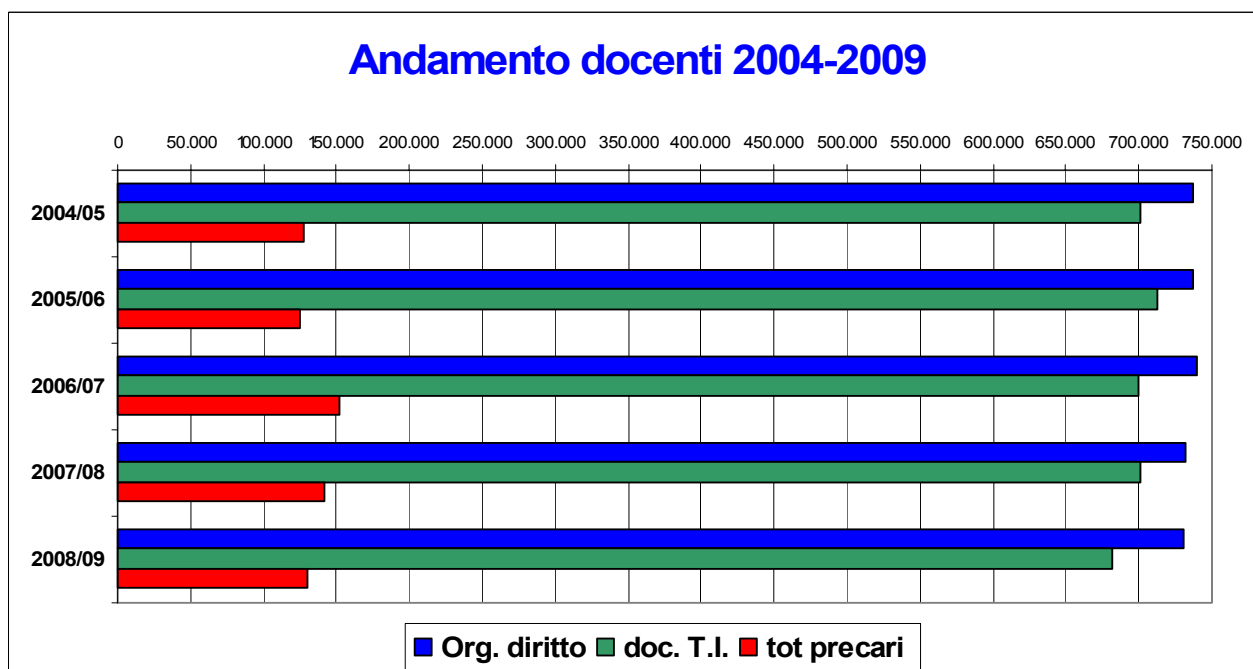
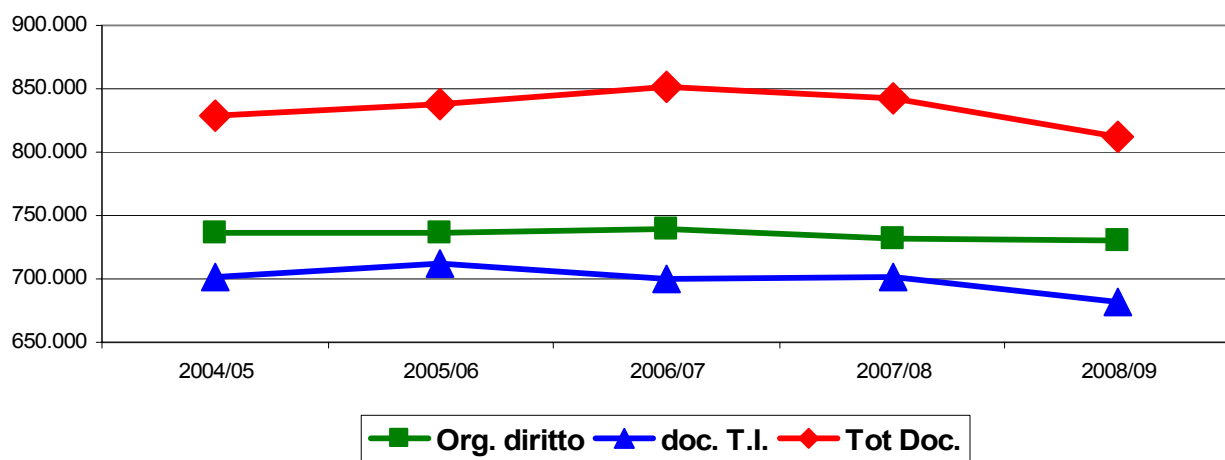


| DOCENTI | 2004/05 | 2005/06 | 2006/07 | 2007/08 | 2008/09 |
|-------------------------------|---------|---------|---------|---------|---------|
| Organico di diritto | 737.080 | 737.081 | 739.093 | 732.116 | 730.566 |
| Docenti a tempo indeterminato | 700.992 | 712.776 | 699.357 | 701.305 | 681.995 |
| Totale precari | 127.400 | 124.526 | 152.375 | 141.735 | 130.107 |
| Totale docenti | 828.392 | 837.302 | 851.732 | 843.040 | 812.102 |
| % precari | 15,38 | 14,87 | 17,89 | 16,81 | 16,02 |

| | 2004/05 | 2005/06 | 2006/07 | 2007/08 | 2008/09 |
|-------------------------------|---------|---------|---------|---------|---------|
| Docenti a tempo indeterminato | | 11.784 | -13.419 | 1.948 | -19.310 |
| precari | | -2.874 | 27.849 | -8.692 | -11.628 |



Raffronto tra organico, docenti a T.I., docenti in servizio



Andamento docenti su anno precedente

